

**5 V/0.8 W wide-range 30 kHz buck converter
based on the VIPer06XS**

Data brief

**Description**

This document describes a 5 V- 0.15 A power supply set in buck topology with the VIPer06XS, a new off-line high voltage converter by STMicroelectronics, specifically developed for non-isolated SMPS.

The features of the device include an 800 V avalanche rugged power section, PWM operation at 30 kHz with frequency jittering for lower EMI, limiting current with adjustable set point, on-board soft-start, safe auto-restart after a fault condition and low standby power consumption.

The available protection includes a thermal shutdown with hysteresis, delayed overload protection and open loop failure protection. All protection is auto-restart mode.

Features

- Universal input mains range:
 - input voltage: 90 - 264 V_{AC}
 - frequency: 45 - 65 Hz
- Single-output voltage:
 - 5 V @ 0.16 A continuous operation
- Fully protected against faults (overload, feedback disconnection and overheating)
- EMI: according to EN55022-Class-B

1 Adapter features

The electrical specifications are given in [Table 1](#), the schematic in [Figure 1](#), and the bill of material in [Table 2](#).

Table 1. Electrical specifications

Parameter	Symbol	Value
Input voltage range	V_{IN}	[80 V _{AC} ; 265 V _{AC}]
Output voltage	V_{OUT}	5 V
Max. output current	I_{OUT}	0.16 A
Precision of output regulation	ΔV_{OUT_LF}	±5%
High frequency output voltage ripple	ΔV_{OUT_HF}	50 mV
Max. ambient operating temperature	T_{AMB}	60 °C

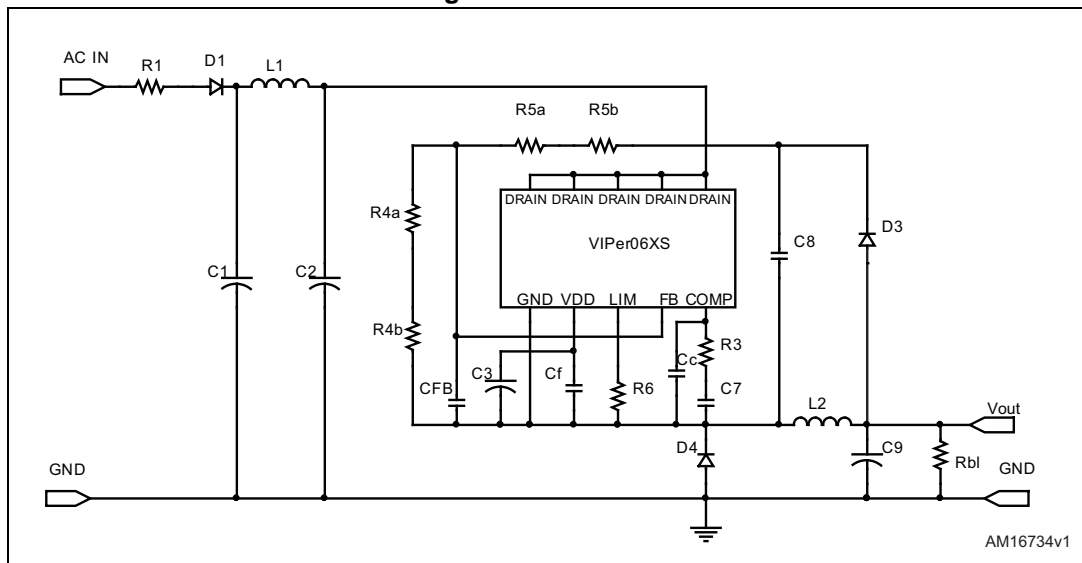
Table 2. Bill of material

Name	Value	Description	Footprint	Manufacturer
C1	2.2 μF, 400 V	Electrolytic capacitor		Saxon
C2	2.2 μF, 400 V	Electrolytic capacitor		Saxon
C3	2.2 μF, 25 V	Ceramic capacitor	SMD: 0805	Murata
CFB	Not mounted	Ceramic capacitor	SMD: 0805	
Cf	100 nF, 50 V	Ceramic capacitor	SMD: 0805	Murata
Cc	Not mounted	Ceramic capacitor	SMD: 0805	
C7	22 nF, 25 V	Ceramic capacitor	SMD: 0805	Murata
C8	100 nF, 50 V	Ceramic capacitor	SMD: 0805	Murata
C9	100 μF, 25V	Electrolytic capacitor		Rubycon, ZL series
D1	1N4007	High voltage rectifier	DO-41	Fairchild
D3	STTH1L06	High voltage ultra fast rectifier	SMB (SOD87)	ST
D4	STTH1L06	High voltage ultra fast rectifier	SMB (SOD87)	ST
Daux	Not mounted	Small signal diode		
IC	VIPER06XS	High voltage converter	SSO-10	ST
L1	1 mH	Input filter inductor	SMD	Epcos
L2	RFB0810-681	0.68 mH power inductor		Coilcraft
R1	22 ohm	1 W resistor		Panasonic
R3	1 kohm, 1%	1/4 W resistor	SMD: 0805	Panasonic

Table 2. Bill of material (continued)

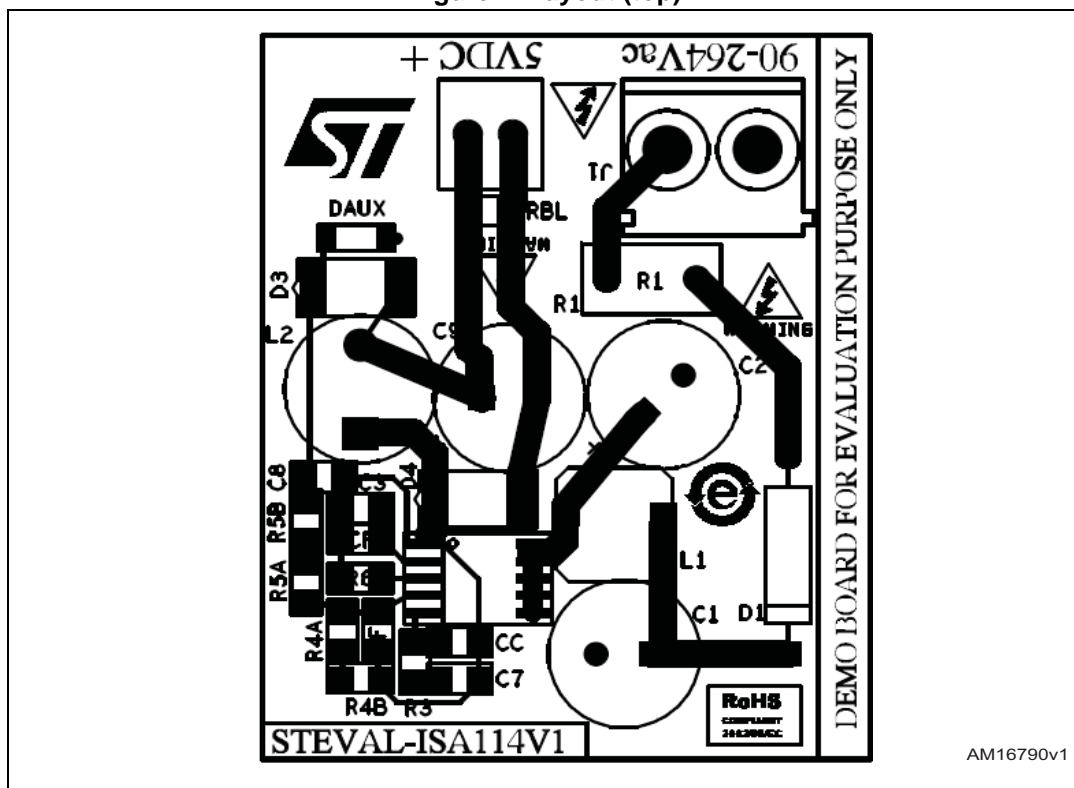
Name	Value	Description	Footprint	Manufacturer
R4a	1.5 kohm, 1%	1/4 W resistor	SMD: 0805	Panasonic
R4b	22 kohm	1/4 W resistor	SMD: 0805	
R5a	15 kohm	1/4 W resistor	SMD: 0805	
R5b	0 ohm, 1%	1/4 W resistor	SMD: 0805	Panasonic
R6	Not mounted	1/4 W resistor	SMD: 0805	
Rbl	10 kohm, 1%	1/4 W resistor	SMD: 0805	Panasonic

Figure 1. Schematic



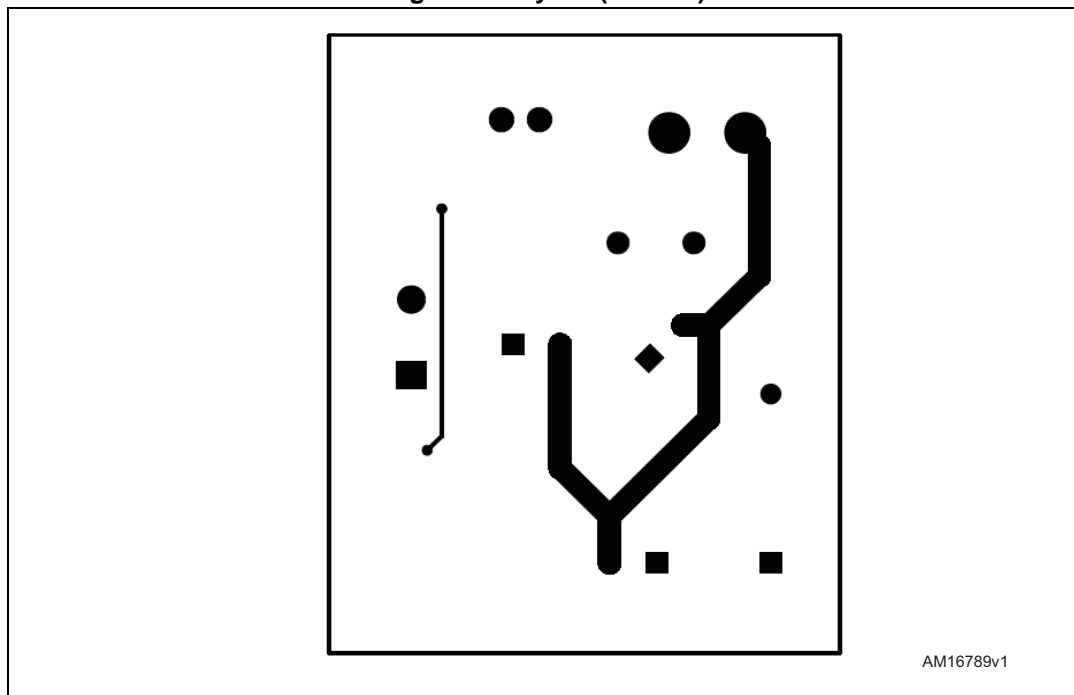
2 Layout

Figure 2. Layout (top)



AM16790v1

Figure 3. Layout (bottom)



AM16789v1

Figure 4. Thermal measurement @ $V_{IN} = 80 V_{AC}$, full load (170 mA), 3.3 kohm bleeder




Figure 5. Thermal measurement @ $V_{IN} = 115 V_{AC}$, full load (170 mA) 3.3 kohm bleeder




Figure 6. Thermal measurement @ $V_{IN} = 230 V_{AC}$, full load (170 mA) 3.3 kohm bleeder

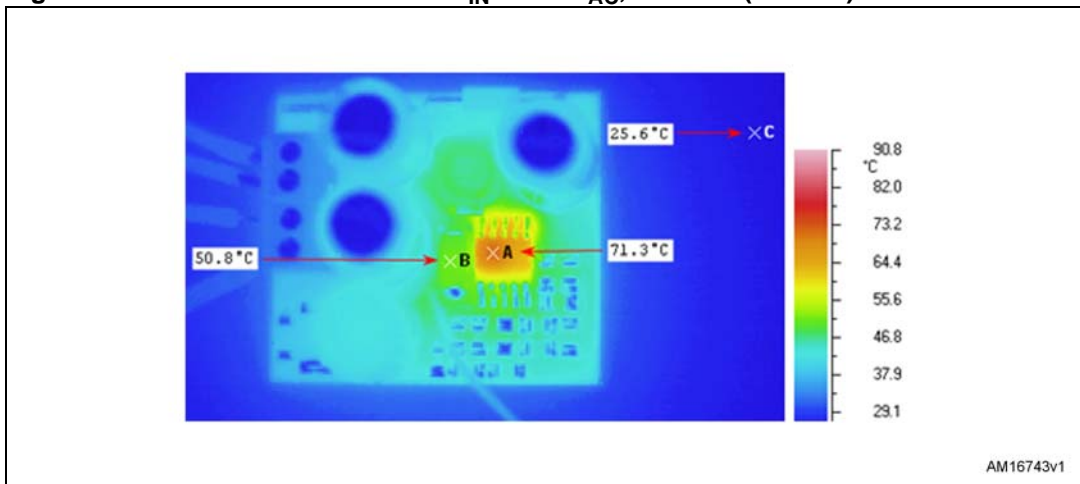
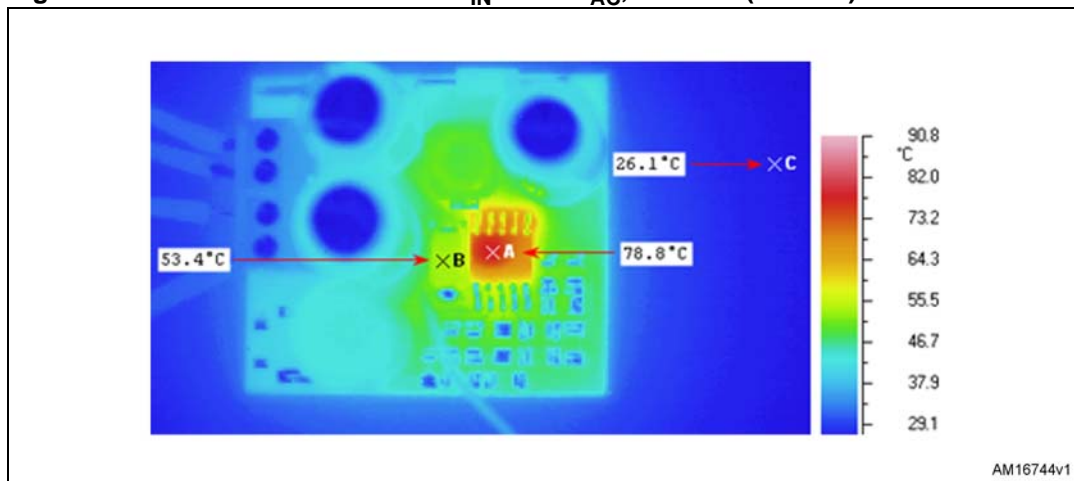


Figure 7. Thermal measurement @ $V_{IN} = 265 V_{AC}$, full load (170 mA) 3.3 kohm bleeder



3 Revision history

Table 3. Document revision history

Date	Revision	Changes
24-Jul-2013	1	Initial release.

Please Read Carefully:

Information in this document is provided solely in connection with ST products. STMicroelectronics NV and its subsidiaries ("ST") reserve the right to make changes, corrections, modifications or improvements, to this document, and the products and services described herein at any time, without notice.

All ST products are sold pursuant to ST's terms and conditions of sale.

Purchasers are solely responsible for the choice, selection and use of the ST products and services described herein, and ST assumes no liability whatsoever relating to the choice, selection or use of the ST products and services described herein.

No license, express or implied, by estoppel or otherwise, to any intellectual property rights is granted under this document. If any part of this document refers to any third party products or services it shall not be deemed a license grant by ST for the use of such third party products or services, or any intellectual property contained therein or considered as a warranty covering the use in any manner whatsoever of such third party products or services or any intellectual property contained therein.

UNLESS OTHERWISE SET FORTH IN ST'S TERMS AND CONDITIONS OF SALE ST DISCLAIMS ANY EXPRESS OR IMPLIED WARRANTY WITH RESPECT TO THE USE AND/OR SALE OF ST PRODUCTS INCLUDING WITHOUT LIMITATION IMPLIED WARRANTIES OF MERCHANTABILITY, FITNESS FOR A PARTICULAR PURPOSE (AND THEIR EQUIVALENTS UNDER THE LAWS OF ANY JURISDICTION), OR INFRINGEMENT OF ANY PATENT, COPYRIGHT OR OTHER INTELLECTUAL PROPERTY RIGHT.

ST PRODUCTS ARE NOT AUTHORIZED FOR USE IN WEAPONS. NOR ARE ST PRODUCTS DESIGNED OR AUTHORIZED FOR USE IN: (A) SAFETY CRITICAL APPLICATIONS SUCH AS LIFE SUPPORTING, ACTIVE IMPLANTED DEVICES OR SYSTEMS WITH PRODUCT FUNCTIONAL SAFETY REQUIREMENTS; (B) AERONAUTIC APPLICATIONS; (C) AUTOMOTIVE APPLICATIONS OR ENVIRONMENTS, AND/OR (D) AEROSPACE APPLICATIONS OR ENVIRONMENTS. WHERE ST PRODUCTS ARE NOT DESIGNED FOR SUCH USE, THE PURCHASER SHALL USE PRODUCTS AT PURCHASER'S SOLE RISK, EVEN IF ST HAS BEEN INFORMED IN WRITING OF SUCH USAGE, UNLESS A PRODUCT IS EXPRESSLY DESIGNATED BY ST AS BEING INTENDED FOR "AUTOMOTIVE, AUTOMOTIVE SAFETY OR MEDICAL" INDUSTRY DOMAINS ACCORDING TO ST PRODUCT DESIGN SPECIFICATIONS. PRODUCTS FORMALLY ESCC, QML OR JAN QUALIFIED ARE DEEMED SUITABLE FOR USE IN AEROSPACE BY THE CORRESPONDING GOVERNMENTAL AGENCY.

Resale of ST products with provisions different from the statements and/or technical features set forth in this document shall immediately void any warranty granted by ST for the ST product or service described herein and shall not create or extend in any manner whatsoever, any liability of ST.

ST and the ST logo are trademarks or registered trademarks of ST in various countries.

Information in this document supersedes and replaces all information previously supplied.

The ST logo is a registered trademark of STMicroelectronics. All other names are the property of their respective owners.

© 2013 STMicroelectronics - All rights reserved

STMicroelectronics group of companies

Australia - Belgium - Brazil - Canada - China - Czech Republic - Finland - France - Germany - Hong Kong - India - Israel - Italy - Japan - Malaysia - Malta - Morocco - Philippines - Singapore - Spain - Sweden - Switzerland - United Kingdom - United States of America

www.st.com