

NL453232T-1R5J-PF



Applications	Commercial Grade
Feature	<div style="display: flex; flex-direction: column; gap: 5px;"> <div style="border: 1px solid #ccc; padding: 2px;">No Directivity</div> <div style="border: 1px solid #ccc; padding: 2px;">Wire Wound</div> <div style="border: 1px solid #ccc; padding: 2px;">Ferrite Core</div> </div>
Series Type	NL453232
Status	Production
Brand	TDK



Size	
Length(L)	4.50mm ±0.30mm
Width(W)	3.20mm ±0.20mm
Thickness(T)	3.20mm ±0.20mm
Recommended Land Pattern (A)	1.50mm Nom.
Recommended Land Pattern (B)	3.00mm Nom.
Recommended Land Pattern (C)	2.80mm Nom.

Electrical Characteristics	
Inductance	1.5µH ±5% at 7.96MHz
Rated Current	410mA
DC Resistance [Typ.]	
DC Resistance [Max.]	600mΩ
Self Resonant Frequency [Min.]	70MHz
Self Resonant Frequency [Typ.]	
Q [Min.]	50
Q [Typ.]	

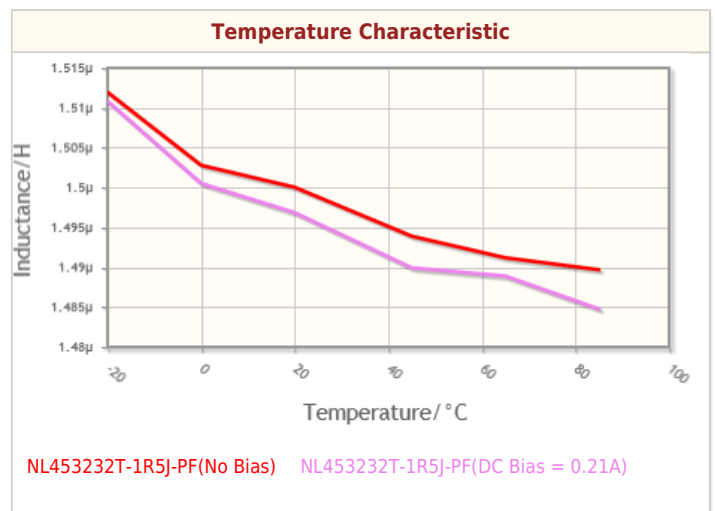
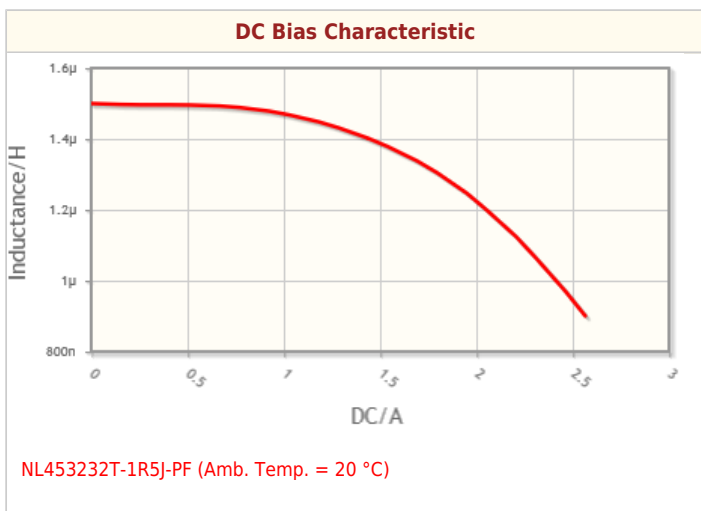
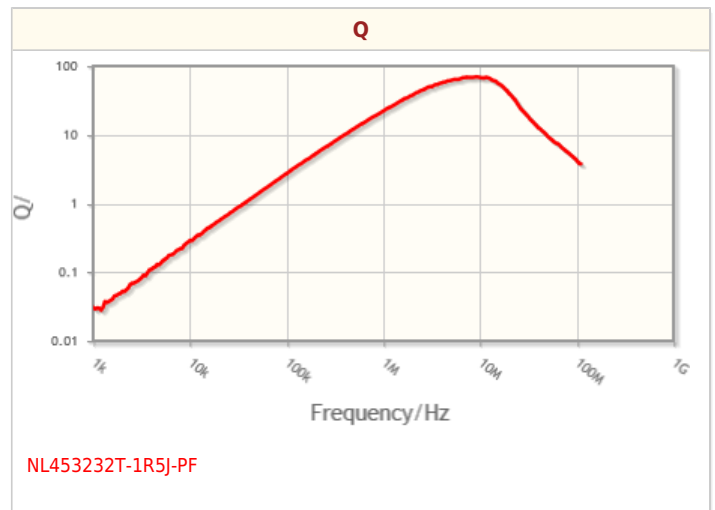
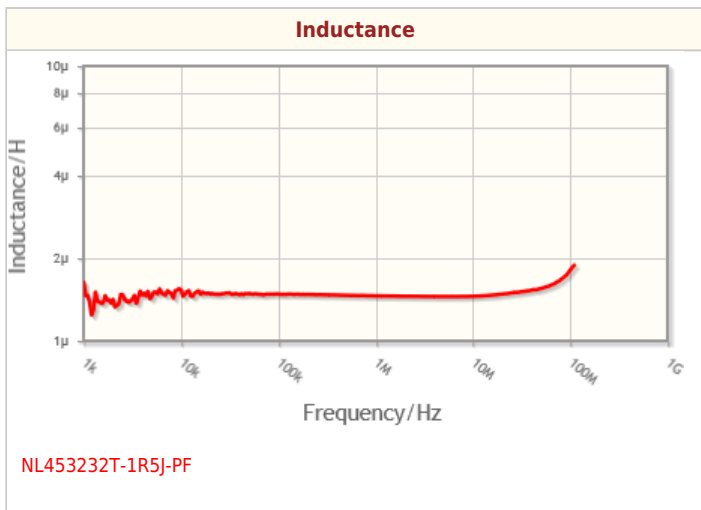
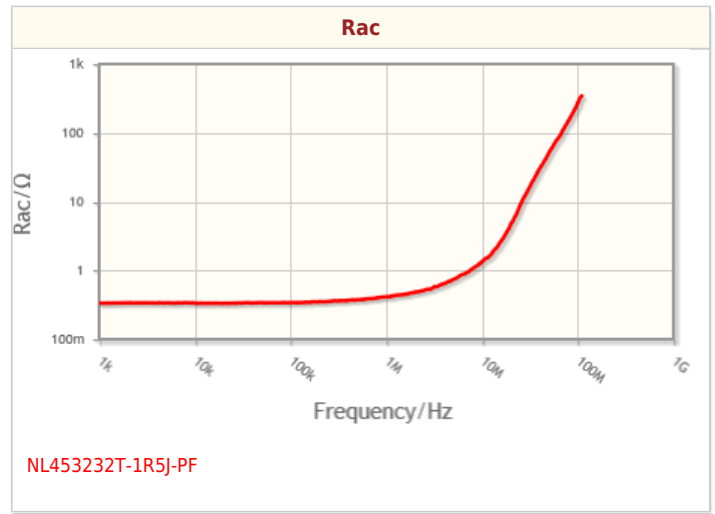
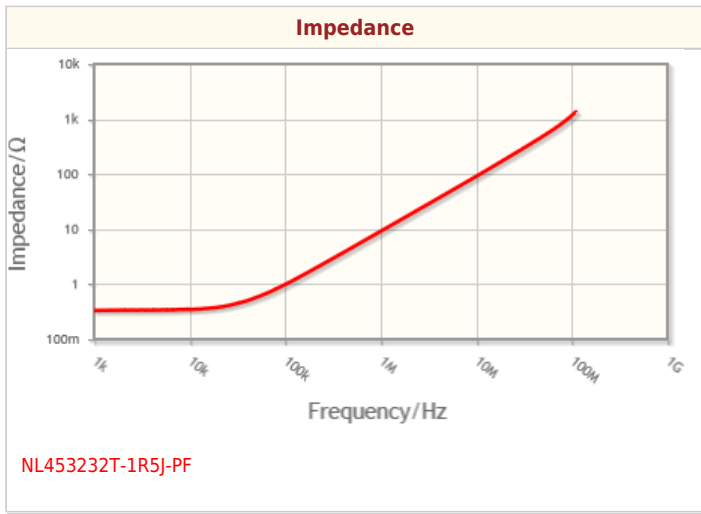
Other	
Operating Temp. Range (Including Self-Temp. Rise)	-40 to 85°C
Soldering Method	Wave (Flow) Reflow Iron Soldering
AEC-Q200	No
Packing	Blister (Plastic)Taping [180mm Reel]
Package Quantity	500pcs
Weight	0.18g

! Images are for reference only and show exemplary products.
! This PDF document was created based on the data listed on the TDK Corporation website.
! All specifications are subject to change without notice.

NL453232T-1R5J-PF




Characteristic Graphs(This is reference data, and does not guarantee the products characteristics.)



! Images are for reference only and show exemplary products.
! This PDF document was created based on the data listed on the TDK Corporation website.
! All specifications are subject to change without notice.



Associated Images



! Images are for reference only and show exemplary products.
! This PDF document was created based on the data listed on the TDK Corporation website.
! All specifications are subject to change without notice.